



> Sandwich Panel ⁰¹ Roof Tile

Advantages:

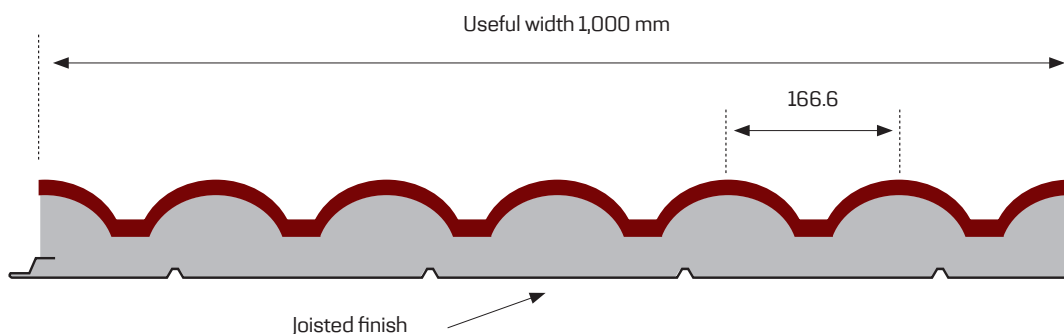
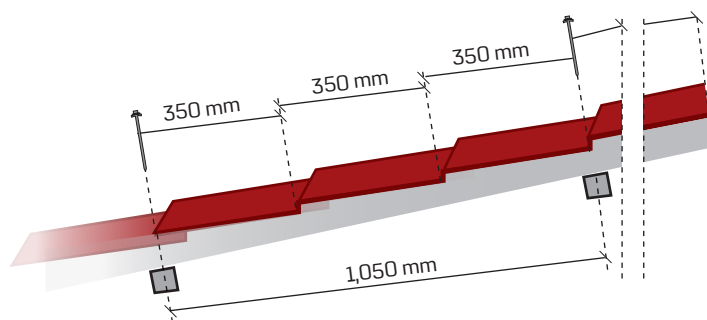
- Lightweight
- Easy to install
- High weather resistance
- Puts an end to leaking roofs
- Aesthetic appearance never changes
- Compatible with urban surroundings
- Practically maintenance free
- Roof can be walked on
- High insulating capacity.

Panel made of 0.6mm outer coated steel sheet (Red -RAL 8004 / Roman tile imitation / Slate -RAL 7022), 40mm polyurethane foam insulation and 0.6mm inner coated steel sheet (pyrene white -1006 or wood imitation)
We made it measure in multiples of 350mm long
Minimum 2100mm and maximum 9800mm



- Measurements in stock.

- 3,150 mm.
- 3,500 mm.
- 4,200 mm.
- 4,900 mm.
- 5,600 mm.
- 6,650 mm.
- 7,700 mm.






Sandwich Panel ⁰² Roof Tile

Advantages:

Large range of specific accessories.
 Profile bars can be made in the same colours and hues as the panel.
 We can also manufacture specific accessories to cover the needs of any particular project.

Accessories:


In the illustration, the pre-coated face of each part is shaded blue.



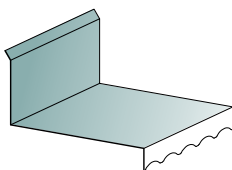
> Detail of Metal Roof Tile.

= Pre-coated side

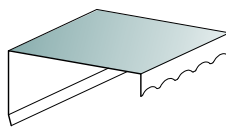
Eaves cover profile



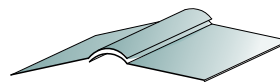
Edge piece stamped to wall



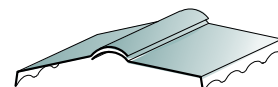
Edge piece over wall



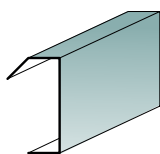
Double hip ridge



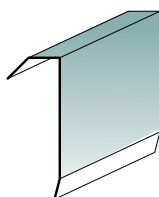
Double stamped roof ridge



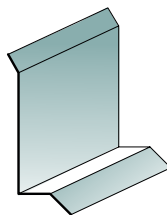
Type A side cover



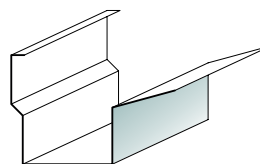
Type B side cover



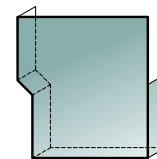
Type C side cover



Gutter



Gutter cover



> Sandwich Panel Roof Tile 03



ROOF TILE SANDWICH PANEL ACCESORIES

> Skylight with adapted base




Light hole 500x500



> Lineal ridge ventilator adapted to roof tile sandwich panel



> Turbine ventilator with adapted base to the roof tile sandwich panel.



> Technical solution for natural lighting with roof tile sandwich panel

